



RESEARCH

Open Access



Insecticide resistance status of malaria vectors *Anopheles gambiae* (s.l.) of southwest Burkina Faso and residual efficacy of indoor residual spraying with microencapsulated pirimiphos-methyl insecticide

Dieudonné Diloma Soma^{1,2,3*†} , Barnabas Zogo^{3,4†}, Domonbabele François de Sales Hien¹, Aristide Sawdetuo Hien^{1,2}, Didier Alexandre Kaboré^{1,2}, Mahamadi Kientega^{1,2}, Anicet Georges Ouédraogo², Cédric Pennetier^{3,4}, Alphonsine Amanan Koffi⁴, Nicolas Moiroux^{1,3†}  and Roch Kounbobr Dabiré^{1†}

Abstract

Background: The rapid spread of insecticide resistance in malaria vectors and the rebound in malaria cases observed recently in some endemic areas underscore the urgent need to evaluate and deploy new effective control interventions. A randomized control trial (RCT) was conducted with the aim to investigate the benefit of deploying complementary strategies, including indoor residual spraying (IRS) with pirimiphos-methyl in addition to long-lasting insecticidal nets (LLINs) in Diébougou, southwest Burkina Faso.

Methods: We measured the susceptibility of the *Anopheles gambiae* (s.l.) population from Diébougou to conventional insecticides. We further monitored the efficacy and residual activity of pirimiphos-methyl on both cement and mud walls using a laboratory susceptible strain (Kisumu) and the local *An. gambiae* (s.l.) population.

Results: *An. gambiae* (s.l.) from Diébougou was resistant to DDT, pyrethroids (deltamethrin, permethrin and alpha-cypermethrin) and bendiocarb but showed susceptibility to organophosphates (pirimiphos-methyl and chlorpyrifos-methyl). A mixed-effect generalized linear model predicted that pirimiphos-methyl applied on cement or mud walls was effective for 210 days against the laboratory susceptible strain and 247 days against the local population. The residual efficacy of pirimiphos-methyl against the local population on walls made of mud was similar to that of cement (OR = 0.792, [0.55–1.12], Tukey's test p -value = 0.19).

Conclusions: If data on malaria transmission and malaria cases (as measured through the RCT) are consistent with data on residual activity of pirimiphos-methyl regardless of the type of wall, one round of IRS with pirimiphos-methyl would have the potential to control malaria in a context of multi-resistant *An. gambiae* (s.l.) for at least 7 months.

Keywords: Vector control, Resistance, Chemical analysis, Burkina Faso, IRS

Background

Long Lasting Insecticidal mosquito Nets (LLINs) and indoor residual spraying (IRS) are major malaria vector control strategies [1]. Both strategies have had substantial impacts on the malaria burden over the

*Correspondence: dieusoma@yahoo.fr

†Dieudonné Diloma Soma, Barnabas Zogo, Nicolas Moiroux and Roch Kounbobr Dabiré contributed equally to this work

¹ Institut de Recherche en Sciences de la Santé, Bobo-Dioulasso, Burkina Faso

Full list of author information is available at the end of the article



© The Author(s) 2021. This article is licensed under a Creative Commons Attribution 4.0 International License, which permits use, sharing, adaptation, distribution and reproduction in any medium or format, as long as you give appropriate credit to the original author(s) and the source, provide a link to the Creative Commons licence, and indicate if changes were made. The images or other third party material in this article are included in the article's Creative Commons licence, unless indicated otherwise in a credit line to the material. If material is not included in the article's Creative Commons licence and your intended use is not permitted by statutory regulation or exceeds the permitted use, you will need to obtain permission directly from the copyright holder. To view a copy of this licence, visit <http://creativecommons.org/licenses/by/4.0/>. The Creative Commons Public Domain Dedication waiver (<http://creativecommons.org/publicdomain/zero/1.0/>) applies to the data made available in this article, unless otherwise stated in a credit line to the data.

past 15 years. Indeed, LLIN and IRS accounted for an estimated 68 and 11% of the malaria averted cases, respectively, between 2000 and 2015 [2]. Historically, IRS based on DDT was the cornerstone of the global malaria eradication campaign that led to the elimination of malaria in 15 countries in Europe and America during the 1950s and 1960s. In Africa, however, these campaigns were not widely implemented because of a number of reasons including limited resources [3]. Subsequently, the coverage of IRS has dropped considerably in favor of LLINs. Until 2014, very few African countries still considered IRS as a prior action in malaria vector control [4]. More recently in 2017, IRS was implemented, either alone or in combination with LLINs, in 40 African countries [5]. Interest in combining IRS with LLIN seems to have increased in recent years across Africa because of the raise of pyrethroids resistance within the main major malaria vectors [6]. As of 2017, the arsenal of insecticides recommended for IRS has been improved considerably, making available five classes of insecticides including organochlorines, carbamates, organophosphates, pyrethroids and neonotinoids [7, 8]. The Global Plan for Insecticide Resistance Management (GPIRM) recommends rotation of non-pyrethroid insecticides for IRS in areas where IRS and LLIN are combined [9]. However, options available for continued insecticide rotation are very limited in many endemic countries because resistance to multiple insecticide classes is very common in vector populations. According to WHO, resistance to organochlorines and carbamates was confirmed, respectively, in 62.4% and 30.6% of the sites tested in Africa between 2010 and 2016 [6]. Resistance to organophosphate was less common, with 14.1% of the sites tested in Africa confirming its occurrence [6].

In addition to the insecticide physiological resistance, a variety of factors can affect the effectiveness of IRS. Indeed, the residual life and efficacy of the insecticide used can vary according to the formulation, the quality of sprays and the type of walls (cements, mud, wood) [10, 11].

This study was part of a randomized-controlled trial (RCT) in the rural area of Diébougou, Southwest Burkina Faso, aiming at investigating whether the use of complementary strategies together with LLINs affords additional reduction in malaria transmission and cases. One of the strategies evaluated was IRS with microencapsulated formulation of pirimiphos-methyl. Microencapsulation is a technology that allows insecticides to last longer on substrates than usual [12]. In the present study, we tested the susceptibility of the *An. gambiae* (s.l.) population from the rural area of Diébougou (southwest Burkina Faso) to conventional insecticides

(including those of LLINs and IRS used in the RCT). Furthermore, we assessed the residual bio-efficacy of pirimiphos-methyl on mud and cement walls treated during the trial using a susceptible strain of *Anopheles gambiae* (s.s.) (*Kisumu*) and a wild *An. gambiae* (s.l.) population.

Methods

Study area

This study was carried out in two villages, Dangbara (−3.284°; 10.766°) and Nipodja (−3.383°; 10.988°), located in the Diébougou health district in southwest Burkina Faso (Fig. 1). These villages were selected (based on their accessibility and the presence of both banco- and cement-made houses) among the five villages which received a pirimiphos-methyl IRS intervention in a randomized control trial run in Diébougou, southwest Burkina Faso [13]. The Diébougou area is characterized by an average annual rainfall of 1200 mm. The climate is tropical with two seasons: one dry season from October to May and one rainy season from June to September. Average daily temperature amplitudes are 18–36 °C, 25–39 °C and 23–33 °C in the dry cold (November to February), dry hot (March to May) and rainy season (June to October), respectively. Agriculture is the main economic activity in the area, followed by artisanal gold mining and coal and wood productions [14, 15].

House spraying

Actellic[®]300CS (Syngenta AG, Basel, Switzerland) was applied at a target dosage of 1 g of active ingredient (pirimiphos-methyl) per square meter (1g a.i./m²) in all houses of both villages in September 2017. We performed IRS using Hudson[®] X-pert spray pumps (H.D. Hudson Manufacturing Co., Chicago, IL). The spray pumps (15 l) were fitted with a 1.5 bar control flow valve on the lance pressure and equipped with a ceramic 8002E nozzle according to the WHO guidelines [16]. The spraying was performed by volunteers from the local communities who were trained by the National Malaria Control Program (NMCP) staff on a previous IRS campaign in Diébougou in 2012. We re-trained the spray operators and supervisors prior to IRS operations in the villages.

Safety precautions

We took standard safety precautions with regard to mixing, handling and spraying insecticides [16, 17]. Spray operators and supervisors used appropriate protective equipment (gloves, hats, overalls, boots and facemasks). Spray operators, supervisors and householders were provided with an illustrated information sheet on the study,

the possible adverse events in case of inappropriate spraying and safety precautions. We properly disposed of the leftover insecticides and bottles according to standard procedures [16]. The householders were advised by IRS operation teams about safety precautions to avoid possible risks during and after spraying. They were advised to remain outside the rooms during spraying and until 3 h after spraying. Adult heads of households were advised to ask their children not to intentionally touch the sprayed walls for at least 1 day after spraying, as the walls remained wet for about 1 day. We advised the householders, if possible, to not scrub, mutilate or plaster the walls until the end of the study. The medical team of the Diébougou health district participated in the trial to attend to any medical illnesses of the inhabitants or IRS operation team members.

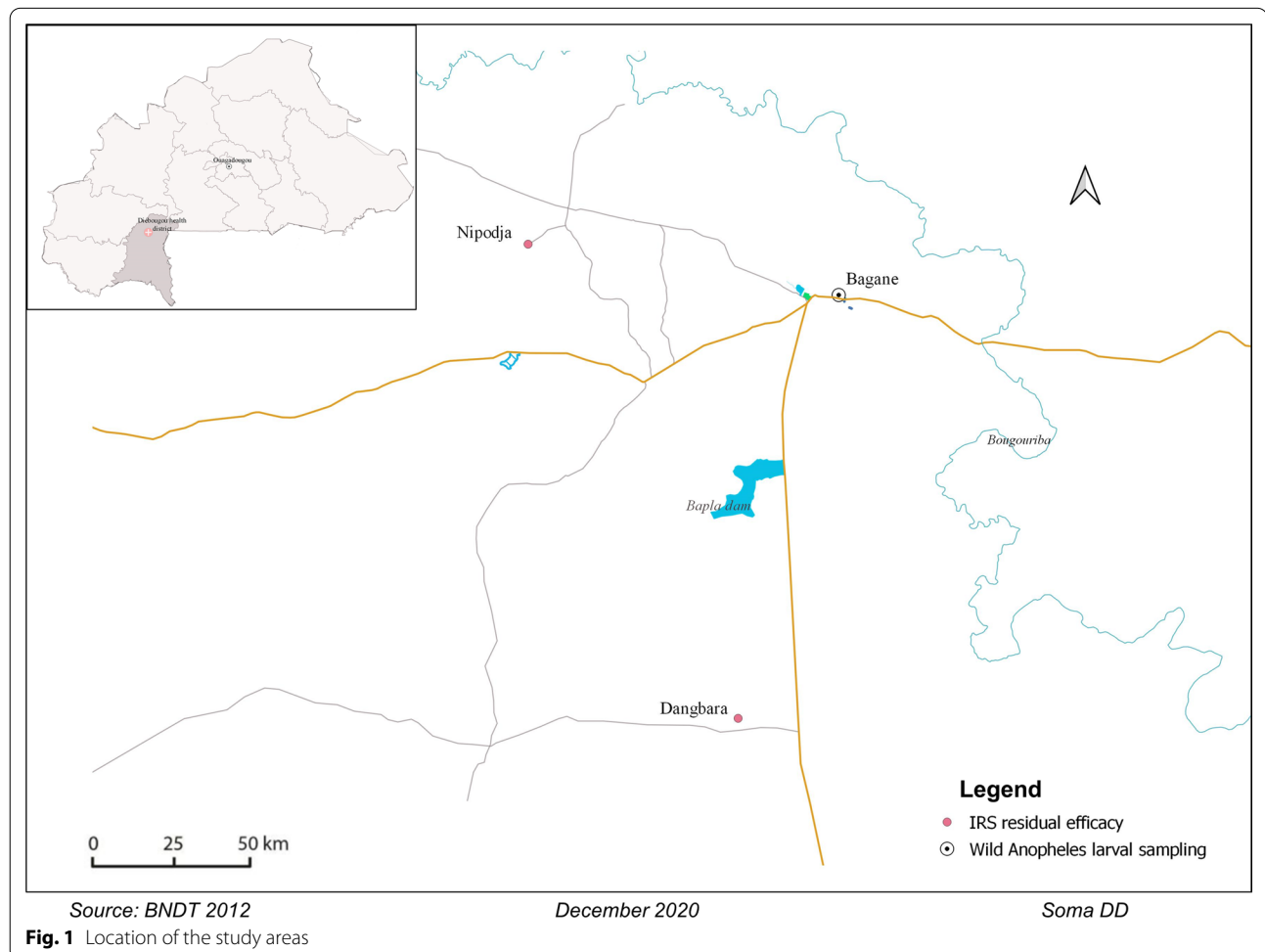
Chemical analysis

Before spraying, we attached Whatman No. 1 filter papers (10 × 10 cm) to the four inner walls of six randomly selected houses (three made of mud walls and

three made of concrete walls) per village. On each four inner walls, two types of filter papers (one plasticized and one classical) were fixed to test for a possible migration of the insecticide from the filter papers to the wall as hypothesized by Moiroux et al. [18]. Plasticized and classical papers were fixed in areas where spray overlap was unlikely to ensure that the quantity of insecticide was constant. We also marked positions of filter papers on the wall to avoid carrying out subsequent cone bioassays at such surfaces. The filter papers were removed 24 h after spraying and placed individually in aluminum foil with appropriate labels (village code, house number, type of surface and date of spraying). We stored the packed samples in a refrigerator at +4 °C before sending them to the WHO collaborating center, Gembloux, Belgium, for analysis of the pirimiphos-methyl content.

Insecticide resistance of wild *An. gambiae* (s.l.) and residual efficacy

Both wild *An. gambiae* (s.l.) from the study area and the susceptible *An. gambiae* (s.s.) Kisumu strain (KISUMU1,



MRA-762, VectorBase stable ID VBS0000026 on vectorbase.org) were used in the following bioassay. We collected *Anopheles* sp. larvae in Bagane (3.150°; 10.575°, unsprayed village). Larvae were reared in the insectary of IRSS (temperature 27 ± 2 °C; relative humidity: $70 \pm 5\%$; 12 h:12 h light:dark regimen) to adulthood. We fed larvae every day with Tetramin® baby fish food. After emergence, mosquitoes were identified to species level using morphological keys [19]. Adult *Anopheles* mosquitoes belonging to *An. gambiae* (s.l.) were provided with a sugar solution (10%), until their use for bioassays.

We tested the susceptibility of an *An. gambiae* (s.l.) population from Bagane (F0 derived from larval collections) to six insecticides using the standard WHO protocol [20]. We exposed four replicate samples of 20–25 non-blood-fed females, 3–5 days old, *An. gambiae* (s.l.), for 60 min to each insecticide. We recorded mortality after 24 h. Four insecticide classes were tested: carbamates (bendiocarb 0.1%), pyrethroids (alphacypermethrin 0.05%, permethrin 0.75% and deltamethrin 0.05%), organochlorine (DDT 4%) and organophosphates (chlorpyrifos-methyl 0.4% and pirimiphos-methyl 0.25%) [20]. As a negative control, two replicates of the same batch of mosquitoes were exposed to silicon oil-impregnated papers. As a positive control, four replicates of susceptible *An. gambiae* (s.s.) Kisumu mosquitoes were tested with all insecticides.

In the same 12 houses randomly selected for chemical analysis, WHO cone tests were performed on days 2, 30, 60, 90, 120, 150, 180 and 210 post-spraying using both susceptible *An. gambiae* (s.s.) and wild *An. gambiae* (s.l.). Bioassays were further performed on day 360, but only using the susceptible *An. gambiae* (s.s.) Kisumu. In each house, we performed WHO cone tests on the four inner walls according to WHO guidelines [20]. A WHO cone test consists of introducing 10 to 15 unfed mosquitoes (3–5 days old) into a standard WHO cone for 30 min of exposure to the wall. As a control, four cone tests were performed on four unsprayed blocks. After exposure time, mosquitoes were placed in 150 ml plastic cups (1 replicate per cup) with 10% sucrose solution. All mosquitoes were held for 24 h in the laboratory (27 ± 2 °C and $70\% \pm 5\%$ relative humidity) to assess mortality.

Statistical analysis

We analyzed insecticide susceptibility of the wild *An. gambiae* (s.l.) using a binomial generalized model with the mortality recorded in each tube as the response and the insecticide as fixed effect. The 'brglm' function of the 'brglm' package [21] in the software 'R' [22] was used for this analysis. It allows to fit binomial-response regression models using the bias-reduction method developed by Firth [23]. These procedures return estimates with

improved frequentist properties (bias, mean squared error) that are always finite even in cases where the maximum likelihood estimates are infinite (data separation). We used the 'emmeans' function of the 'emmeans' package to calculate estimated marginal means (EMM) of mortality for each insecticide and 95% confidence intervals [24].

We compared pirimiphos-methyl concentrations on filter papers using a linear (Gaussian) mixed effect model (LMM) with the wall surface (mud or cement), type of filter paper (classical or plasticized) and interaction as fixed effects. The house and the wall in the house were set as nested random intercept. Tukey's post-hoc method was used to do multiple comparisons among modalities of the fixed terms (wall surface and paper type) using the 'emmeans' function of the 'emmeans' package [24]. Mean differences (MD) and their 95% confidence interval were calculated.

For each strain, we analyzed the mortality rate recorded in cone bioassays using a binomial response mixed effect model. We set the wall surface (cement or mud), time after spraying (log-transformed) and interactions as fixed effects. The house was set as a random intercept. Odds ratio (OR) and their 95% confidence intervals (CI) were computed. The 'predict' function in R applied on the bioassay mortality models was used to predict the time at which mortality fell under the 80% mortality threshold. We computed 95% confidence intervals of predictions.

Results

Insecticide susceptibility bioassays

The *An. gambiae* (s.l.) population from Diébougou was highly resistant to DDT and pyrethroids (alphacypermethrin, permethrin and deltamethrin), with mortality rates < 15%, as recorded in WHO susceptibility bio-assays (Fig. 2). This population was also resistant to bendiocarb (mortality rate = 67%, 95% CI [57; 75]). However, it was fully susceptible (100% mortality) to both organophosphate insecticides tested (pirimiphos-methyl and chlorpyrifos-methyl). No mortality (0%) was observed in the negative control tubes (silicon oil). Mortality rate of the susceptible *An. gambiae* (s.s.) Kisumu mosquitoes for all the insecticides tested was 100%.

Chemical analysis

On cement walls, chemical analysis indicated that the mean concentrations of pirimiphos-methyl on classical and plasticized filter papers were 1428 mg/m^2 (95% CI [719; 2136]) and 1421 mg/m^2 (95% CI [713; 2130]), respectively (Fig. 3a). We did not find a difference in pirimiphos-methyl concentration between the classical and plasticized papers applied on cement walls: mean

difference (MD)=6.13 mg/m² (95% CI [- 309; 322]), Tukey’s test *p*-value=0.96.

On mud walls, chemical analysis indicates that the mean concentrations of pirimiphos-methyl on classical and plasticized papers from sprayed houses were 1569 mg/m² (95% CI [861; 2278]) and 1665 mg/m² (95% CI [957; 2373]), respectively (Fig. 3b). We were not able to find a difference in pirimiphos-methyl concentration between classical and plasticized papers applied on mud walls (MD=- 95.76, 95% CI [- 411; 220], Tukey’s test *p*-value=0.54). Moreover, the pirimiphos-methyl concentration on papers placed on cement did not differ from that on mud walls (MD= - 193, 95% CI [- 1039; 653], Tukey’s test *p*-value=0.65).

Insecticide residual efficacy

Predictions from the mortality model of *An. gambiae* (*s.l.*) wild strain showed that pirimiphos-methyl efficacy remained > 80% until the last test (i.e. 210 days after spraying) on both cement and mud walls (Fig. 4a). We were not able to find a difference in residual efficacy of pirimiphos-methyl between cement and mud walls with *An. gambiae* (*s.l.*) wild strain (OR=0.792, 95% CI [0.55; 1.12], *p*-value=0.19).

With the susceptible *An. gambiae* (*s.s.*) *Kisumu* strain, for which a supplementary test was done on day 360 post-spraying, predictions from the mortality model

show that pirimiphos-methyl treatment was effective (mortality>80%) until the 247th day post-spraying, on both cement and mud walls (Fig. 4b). The residual efficacy of pirimiphos-methyl was lower on mud than on cement walls (OR=0.257, 95% CI [0.07; 0.86], *p*-value=0.02).

Discussion

Insecticide resistance management has remained a major challenge for malaria control and elimination for years [6, 9]. This is, in large part, because malaria vectors are developing resistance to most of the insecticides currently used in public health [6]. Insecticide susceptibility assays showed high resistance of *An. gambiae* (*s.l.*) from Diébougou to all pyrethroids tested (deltamethrin, permethrin and alphacypermethrin). Our results are consistent with that of a recent investigation conducted in an area of southwest Burkina Faso in 2016 [25]. However, compared with data collected pre-2010, this study suggests that the prevalence of pyrethroid resistance has increased considerably over time [26–28]. In addition, DDT and Bendiocarb induced respectively 4% and 67% mortality rates, indicating a multi-resistance of the wild *An. gambiae* (*s.l.*) populations to pyrethroids, organochlorines and carbamates.

Many mechanisms might be involved in this multiple resistance. Indeed, both L1014F and L1014S *kdr* mutations that confer cross-resistance to organochlorine and

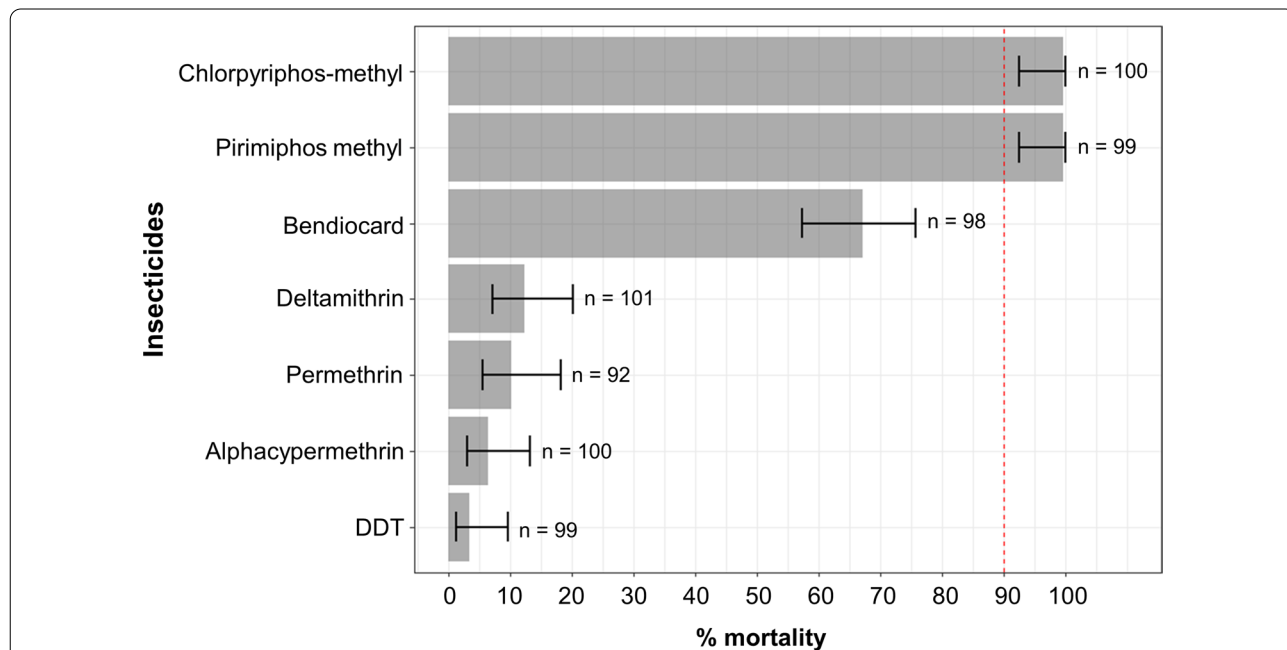


Fig. 2 Susceptibility of wild *An. gambiae* (*s.l.*) from southwest Burkina Faso to seven insecticides used for malaria control. Bars indicate estimated marginal means (EMM) of mortality as predicted by a generalized linear model. Error bars represent the 95% confidence intervals of the EMMs. If mortality falls under 90% (red dashed line), the mosquito population is considered resistant to the tested insecticide

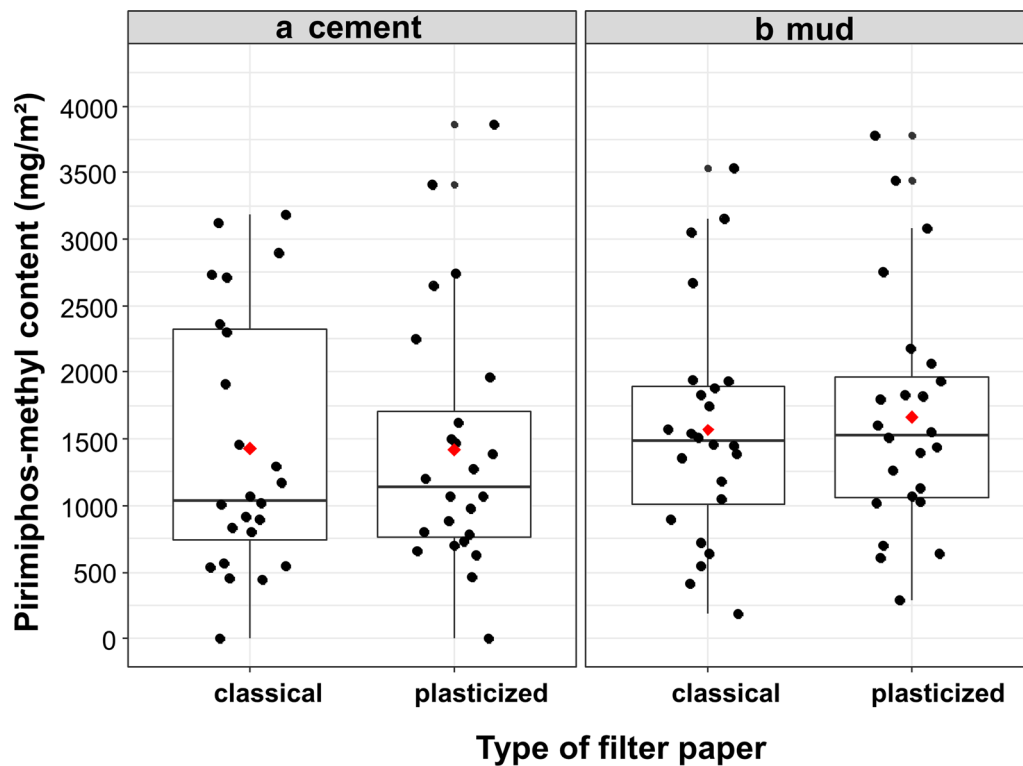


Fig. 3 Applied doses of pirimiphos-methyl on cement (a) and mud (b) walls. Red diamonds show the mean concentrations of pirimiphos-methyl on filter papers. Boxes show first and third quartiles as well as the median concentration. The whiskers extend to the largest and lowest values that are no further than $1.5 \times \text{IQR}$ (where IQR is the interquartile range or distance between the first and third quartiles). Black dots represent concentration measured for all filter papers

pyrethroids were recorded in a neighboring population from Diébougou [25]. The same authors also describe the presence at low frequency of the *ace-1* mutation that confers cross-resistance to both carbamates and organophosphorous and evidenced the presence of metabolic resistance mechanisms (esterase and GST) that may confer resistance to all tested families of insecticides [6]. The large-scale use of LLINs across the country [29] might have contributed to the selection of these resistance mechanisms, particularly those involved in pyrethroid resistance, as well as the intense use of insecticides in agriculture [30–32]. Nevertheless, the wild population of *An. gambiae* (*s.l.*) from our study area was found to be fully susceptible to organophosphorus compounds (chlorpyrifos-methyl and pirimiphos-methyl). These data were strengthened by the results of the WHO cone bioassay done in houses of two villages sprayed with pirimiphos-methyl CS. Indeed, the duration of residual efficacy (mortality > 80%) of pirimiphos-methyl IRS on mud and cement walls was > 7 months against wild strains of *An. gambiae*. Unfortunately, we were not able to determine

the precise effective duration because further testing was not performed beyond 7 months.

The mortality model predicted that the residual efficacy of pirimiphos-methyl IRS lasted for 247 days (8–9 months) against the susceptible *An. gambiae* Kisumu strain. In Benin, pirimiphos-methyl sprayed in experimental huts has shown 9 and 6 months of effective residual efficacy on cement and mud substrates, respectively, against susceptible *An. gambiae* Kisumu [33]. However, these durations dropped to 5 months on both substrates in houses of northern Benin with susceptible *An. gambiae* Kisumu [34]. In Ivory Coast, 5 and 7 months of residual efficacy were observed on mud and cement walls, respectively, against *An. gambiae* Kisumu [35]. In Ethiopia, Yewhalaw and colleagues observed a 6-month residual efficacy against a susceptible strain of *An. arabiensis* on mud substrates [36]. In Tanzania, pirimiphos-methyl displayed 3 to 6 months of residual efficacy depending on the substrate [37]. In a multi-country study [38], pirimiphos-methyl CS duration of residual efficacy ranged from 2 to 9 months. Many factors such as

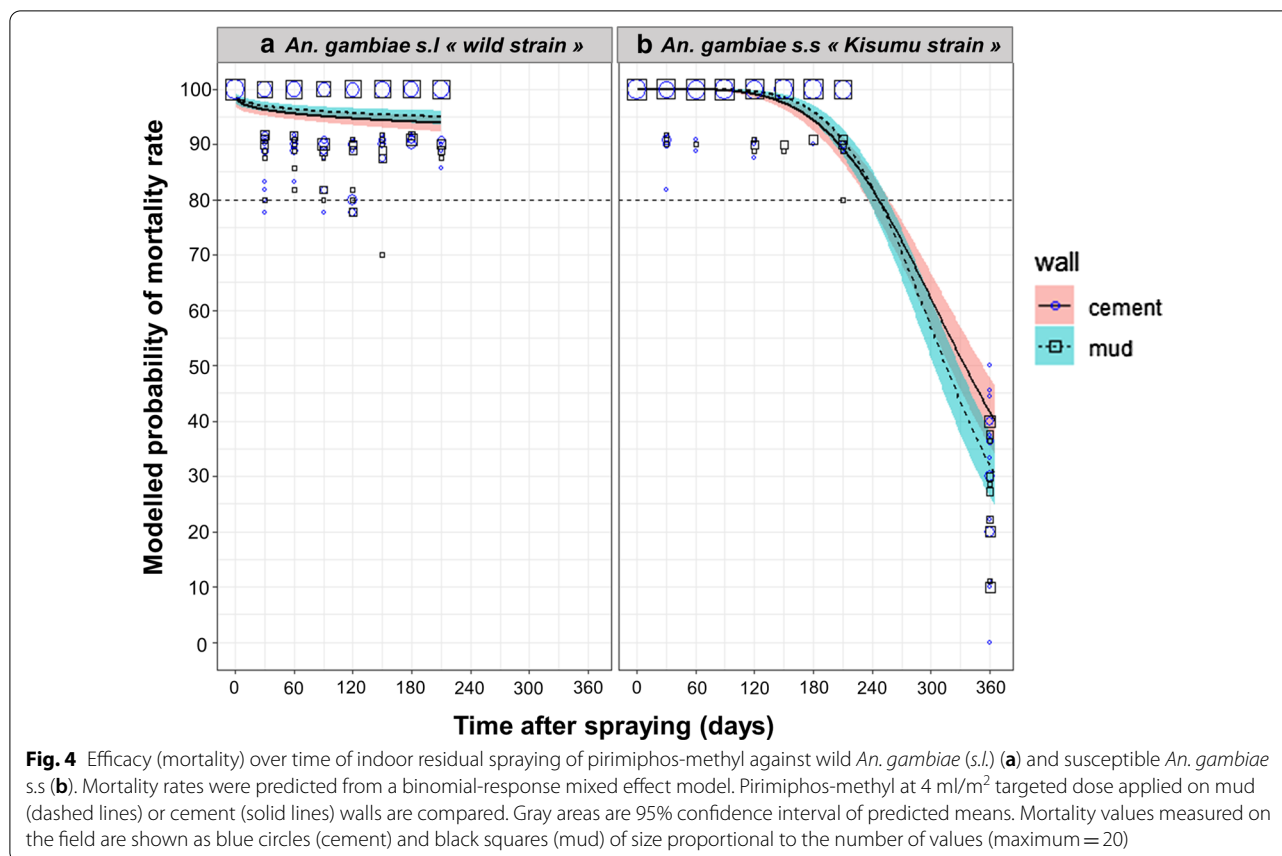


Fig. 4 Efficacy (mortality) over time of indoor residual spraying of pirimiphos-methyl against wild *An. gambiae s.l.* (a) and susceptible *An. gambiae s.s.* (b). Mortality rates were predicted from a binomial-response mixed effect model. Pirimiphos-methyl at 4 ml/m² targeted dose applied on mud (dashed lines) or cement (solid lines) walls are compared. Gray areas are 95% confidence interval of predicted means. Mortality values measured on the field are shown as blue circles (cement) and black squares (mud) of size proportional to the number of values (maximum = 20)

quality of spraying [39], vector resistance [6, 40], season/climate [41] and wall modifications post-application [42] can explain the observed differences in residual efficacy between sites and studies.

In this study, we did not find any difference in the residual efficacy between cement and mud surfaces. However, according to the results of the above-mentioned studies, insecticides often performed poorly on mud surfaces, probably because these surfaces are porous and hence absorb a quantity of the applied insecticide. Our results suggest that mud walls in the rural area of Diébougou might be less porous. The absence of difference in the residual efficacy between cement and mud surfaces could also be explained by the quantity of insecticides sprayed on the walls, which exceeds the recommended dose. Indeed, chemical analysis of classical filter papers showed that applied target dose ratios were 1.43 [0.81; 2.05] on cement surfaces and 1.57 [0.95; 2.19] on mud surfaces. This would indicate that the residual efficacy of pirimiphos-methyl CS would be reduced if the applied dose was within the recommended $\pm 25\%$ limit of the target dose. In this study, we have tested two filter papers: classical and plasticized papers. Plasticized papers were tested because Moiroux et al. [18] found that the concentration

of alpha-cypermethrin on filter paper placed on mud walls was lower than on filter papers placed on cement walls. They hypothesized that a quantity of the insecticide applied on mud surfaces may migrate from the filter papers to the wall, diminishing the insecticide content on classical papers placed on mud surfaces. Consequently, they suggest the use of plasticized papers to address the issue [18]. Here, we did not find any differences in concentration between papers placed on mud or cement surfaces. Further replications of this experiment are nevertheless recommended as we did not use the same insecticide as Moiroux et al.

To date, only microencapsulated formulation of pirimiphos-methyl and new formulations of clothianidin (neonicotinoids) (SumiShield[®] 50WG and Fludora Fusion[®] WP-SB) have the potential to be effective for > 6 months [4, 7]. This was confirmed in this study for pirimiphos-methyl. For clothianidin, no field trial was carried out to evaluate its residual efficacy as IRS in southwest Burkina Faso but local vector populations were shown to be susceptible [43]. Therefore, pirimiphos-methyl and clothianidin used in rotation or mosaic might constitute an effective insecticide resistance management strategy in southwest Burkina Faso.

Conclusions

The *Anopheles gambiae* (*s.l.*) population from the rural area of Diébougou, in the southwest of Burkina Faso, was resistant to DDT, all pyrethroids tested and bendiocarb. In contrast, the same population was susceptible to both OPs tested (pirimiphos-methyl and chlorpyrimiphos-methyl). This result was further supported by the residual efficacy of pirimiphos-methyl IRS, which lasted > 7 months on cement and mud walls against both susceptible *An. gambiae* (*s.s.*) Kisumu strain and wild *An. gambiae* (*s.l.*) populations. If data on malaria transmission and malaria cases (as measured through the RCT) are consistent with data on residual activity of pirimiphos-methyl regardless of the type of wall, one round of IRS with pirimiphos-methyl would have the potential to control malaria in a context of multi-resistant *An. gambiae* (*s.l.*) for at least 7 months.

Abbreviations

IRS: Indoor residual spraying; LLIN: Long-lasting insecticidal net; WHO: World Health Organization; GPIRM: Global Plan for Insecticide Resistance Management; INSD: Institut National de la Statistique et de la Démographie; NMCP: National Malaria Control Program; IRSS: Institut de Recherche en Sciences de la Santé.

Acknowledgements

We are grateful to the Burkina Faso Ministry of Health and local authorities for their participation in the study. We acknowledge the logistic support (spray pumps) provided to the project by National Malaria Control Programs. We thank the Diébougou district medical team, particularly Dr. Dembélé Henri and Mr. Kaboré Adama, for field support during insecticide application. We thank the technical staff of IRSS-DRO, especially to Ouari Ali, Meda G. Benson and Millogo S. Abel, for their assistance. We also thank to Ouattara Adama and Dahounto Amal for their support. We extend our sincere appreciation to the populations from all selected villages, spray operators and all volunteers for the support and kind cooperation during fieldwork implementation.

Authors' contributions

NM, RKD and DDS conceived and designed the study. DDS, FDH, DAK and MK collected the data. DDS analyzed the data. DDS and BZ drafted the manuscript. ASH, CP, GAO, DAK, MK, AAK, NM and RKD reviewed the manuscript. All authors read and approved the final manuscript.

Funding

This work was part of the REACT project, funded by the French Initiative 5%—Expertise France (no. 15SANIN213). The funders had no role in study design, data collection and analysis, decision to publish, or preparation of the manuscript.

Availability of data and materials

All relevant data are within the manuscript and its Additional files. The datasets used during this article are fully available without restriction.

Ethics approval and consent to participate

The protocol of this study was reviewed and approved by the Institutional Ethics Committee of the Institut de Recherche en Sciences de la Santé (IEC-IRSS) and registered as No. A06/2016/CEIRES. Spray operators, supervisors and householders gave their written informed consent.

Consent for publication

Not applicable.

Competing interests

The authors declare that they have no competing interests.

Author details

¹ Institut de Recherche en Sciences de la Santé, Bobo-Dioulasso, Burkina Faso. ² Université Nazi Boni, BP 109, Bobo-Dioulasso, Burkina Faso. ³ MIVEGEC, IRD, CNRS, Univ. Montpellier, Montpellier, France. ⁴ Institut Pierre Richet, Institut National de Santé Publique, Bouaké, Côte d'Ivoire.

Received: 13 August 2020 Accepted: 26 December 2020

Published online: 18 January 2021

References

- WHO. World malaria report 2019. Geneva: World Health Organisation; 2019. p. 1–185.
- Bhatt S, Weiss DJ, Cameron E, Bisanzio D, Mappin B, Dalrymple U, et al. The effect of malaria control on *Plasmodium falciparum* in Africa between 2000 and 2015. *Nature*. 2015;526:207–11.
- WHO. Re-examination of the global strategy of malaria eradication official records of the World Health Organization: twenty-second World Health Assembly. Switzerland: World Health Organisation; 1969. p. 106–26.
- WHO. World malaria report 2015. Geneva: World Health Organisation; 2015. p. 1–181.
- WHO. World malaria report 2018. Geneva: World Health Organisation; 2018. p. 1–238.
- WHO. Global report on insecticide resistance in malaria vectors 2010–2016. Geneva: World Health Organisation; 2018. p. 1–72.
- WHO. List of WHO prequalification vector control products. Geneva: World Health Organisation; 2019. p. 1–5.
- WHO. The use of DDT in malaria vector control. Global malaria programme. Geneva: World Health Organisation; 2011. p. 1–9.
- WHO. Global plan for insecticide resistance management in malaria vectors. Geneva: World Health Organisation; 2012. p. 1–130.
- Sibanda MM, Focke WW, Labuschagne FJWJ, Moyo L, Nhlapo NS, Maity A, et al. Degradation of insecticides used for indoor spraying in malaria control and possible solutions. *Malar J*. 2011;10:1–12.
- Djènontin A, Aïmihouè O, Sèzonlin M, Damien GB, Ossè R, Soukou B, et al. The residual life of bendiocarb on different substrates under laboratory and field conditions in Benin, Western Africa. *BMC Res Notes*. 2013;6:1–6.
- Poshadri A, Kuna A. Microencapsulation technology: a review. *J Res ANGRAU*. 2010;38:86–102.
- Soma DD, Zogo BM, Somé A, Tchiekoi BN, Hien DFDS, Pooda HS, et al. *Anopheles* bionomics, insecticide resistance and malaria transmission in southwest Burkina Faso: a pre-intervention study. *PLoS ONE*. 2020;15:1–21.
- INSD. Tableau de bord économique et social 2014 de la région du Sud-Ouest. 2015. p. 1–64.
- INSD. Enquête nationale sur le secteur de l'orpillage (ENSO). 2017. p. 1–10.
- WHO. Manual for indoor residual spraying: application of residual sprays for vector control. 3rd ed. Geneva: World Health Organisation; 2007. p. 1–53.
- WHO. Pesticides and their application for the control of vectors and pests of public health importance. Geneva: World Health Organisation; 2006. p. 1–104.
- Moiroux N, Djènontin A, Zogo B, Bouraima A, Sidick I, Pigeon O. Small-scale field testing of alpha-cypermethrin water-dispersible granules in comparison with the recommended wettable powder formulation for indoor residual spraying against malaria vectors in Benin. *Parasites Vectors*. 2018;11:1–8.
- Zhao Z-Q, Yu Z-G, Anh V, Wu J-Y, Han G-S. Protein folding kinetic order prediction from amino acid sequence based on horizontal visibility network. *Curr Bioinform*. 2016;11:173–85.
- WHO. Test procedures for insecticide resistance monitoring in malaria vector mosquitoes. 2nd ed. Geneva: World Health Organisation; 2016. p. 1–48.
- Kosmidis I. Bias reduction in binomial-response generalized linear models. 2019. <https://github.com/ikosmidis/brglm>. BugReports. p. 1–24.
- The R Development Core Team. R: a language and environment for statistical computing. 2008. <http://www.gnu.org/copyleft/gpl.html>. p. 1–2547.

23. Firth D. Amendments and corrections: bias reduction of maximum likelihood estimates. *Biometrika*. 1993;80:27–38.
24. Russell L, Henrik S, Love J, Buerkner P, Herve M. Estimated marginal means, aka least squares means: package 'emmeans'. 2019. <https://github.com/rvleenth/emmeans>. *BugReports*. p. 216–21.
25. Namountougou M, Soma DD, Kientega M, Balboné M, Kaboré DPA, Drabo SF, et al. Insecticide resistance mechanisms in *Anopheles gambiae* complex populations from Burkina Faso, West Africa. *Acta Trop*. 2019;197:1–9.
26. Dabiré K, Diabaté A, Namountougou M, Djogbenou L, Wondji C, Chandre F, et al. Trends in insecticide resistance in natural populations on malaria vectors in Burkina Faso, West Africa: 10 years' surveys. *Insect Pest Eng*. 2012;22:479–502.
27. Badolo A, Traore A, Jones CM, Sanou A, Flood L, Guelbeogo WM, et al. Three years of insecticide resistance monitoring in *Anopheles gambiae* in Burkina Faso: resistance on the rise? *Malar J*. 2012;11:1.
28. Dabiré KR, Diabaté A, Namountougou M, Toé KH, Ouari A, Kengne P, et al. Distribution of pyrethroid and DDT resistance and the L1014F kdr mutation in *Anopheles gambiae* s.l. from Burkina Faso (West Africa). *Trans R Soc Trop Med Hyg*. 2009;103:1113–20.
29. Protopopoff N, Van Bortel W, Marcotty T, Van Herp M, Maes P, Baza D, et al. Spatial targeted vector control is able to reduce malaria prevalence in the highlands of Burundi. *Am J Trop Med Hyg*. 2008;79:12–8.
30. Hien SA, Soma DD, Hema O, Bayili B, Namountougou M, Gnankiné O, et al. Evidence that agricultural use of pesticides selects pyrethroid resistance within *Anopheles gambiae* s.l. populations from cotton growing areas in Burkina Faso, West Africa. *PLoS ONE*. 2017;3:1–15.
31. Diabate A, Baldet T, Chandre F, Akogbeto M, Guiguemde TR, Darriet F, et al. The role of agricultural use of insecticides in resistance to pyrethroids in *Anopheles gambiae* s.l. in Burkina Faso. *Am J Trop Med Hyg*. 2002;67:617–22.
32. Yadouleton A, Martin T, Padonou G, Chandre F, Asidi A, Djogbenou L, et al. Cotton pest management practices and the selection of pyrethroid resistance in *Anopheles gambiae* population in Northern Benin. *Parasites Vectors*. 2011;4:1–11.
33. Rowland M, Boko P, Odjo A, Asidi A, Akogbeto M, N'Guessan R. A new long-lasting indoor residual formulation of the organophosphate insecticide pirimiphos methyl for prolonged control of pyrethroid-resistant mosquitoes: an experimental hut trial in Benin. *PLoS ONE*. 2013;8:1–10.
34. Salako AS, Dagnon F, Sovi A, Padonou GG, Aikpon R, Ahogni I, et al. Efficacy of Actellic 300 CS-based indoor residual spraying on key entomological indicators of malaria transmission in Alibori and Donga, two regions of northern Benin. *Parasites Vectors*. 2019;12:1–14.
35. Tchicaya ES, Nsanzabana C, Smith TA, Donzé J, de Hips M, Tano Y, et al. Micro-encapsulated pirimiphos-methyl shows high insecticidal efficacy and long residual activity against pyrethroid-resistant malaria vectors in central Côte d'Ivoire. *Malar J*. 2014;13:1–13.
36. Yewhalaw D, Balkew M, Shililu J, Suleman S, Getachew A, Ashenbo G, et al. Determination of the residual efficacy of carbamate and organophosphate insecticides used for indoor residual spraying for malaria control in Ethiopia. *Malar J*. 2017;16:1–9.
37. Mashauri FM, Manjurano A, Kinung'hi S, Martine J, Lyimo E, Kishamawe C, et al. Indoor residual spraying with microencapsulated pirimiphos-methyl (Actellic® 300CS) against malaria vectors in the Lake Victoria basin, Tanzania. *PLoS ONE*. 2017;12:1–21.
38. Dengela D, Seyoum A, Lucas B, Johns B, George K, Belemvire A, et al. Multi-country assessment of residual bio-efficacy of insecticides used for indoor residual spraying in malaria control on different surface types: results from program monitoring in 17 PMI/USAID-supported IRS countries. *Parasites Vectors*. 2018;11:1–14.
39. Fuseini G, Ismail HM, Von Fricken ME, Weppelmann TA, Smith J, Ellis Logan RA, et al. Improving the performance of spray operators through monitoring and evaluation of insecticide concentrations of pirimiphos-methyl during indoor residual spraying for malaria control on Bioko Island. *Malar J*. 2020;19:1–8.
40. Ranson H, Lissenden N. Insecticide resistance in African *Anopheles* mosquitoes: a worsening situation that needs urgent action to maintain malaria control. *Trends Parasitol*. 2016;32:187–96.
41. Parham PE, Hughes DA. Climate influences on the cost-effectiveness of vector-based interventions against malaria in elimination scenarios. *Philos Trans R Soc B Biol Sci*. 2015;370:1–15.
42. Opiyo MA, Paaijmans KP. "We spray and walk away": wall modifications decrease the impact of indoor residual spray campaigns through reductions in post-spray coverage. *Malar J*. 2020;19:1–6.
43. Oxborough RM, Seyoum A, Yihdego Y, Dabire R, Gnanguenon V, Wat'senga F, et al. Susceptibility testing of *Anopheles* malaria vectors with the neonicotinoid insecticide clothianidin; results from 16 African countries, in preparation for indoor residual spraying with new insecticide formulations. *Malar J*. 2019;18:1–11.

Publisher's Note

Springer Nature remains neutral with regard to jurisdictional claims in published maps and institutional affiliations.

Ready to submit your research? Choose BMC and benefit from:

- fast, convenient online submission
- thorough peer review by experienced researchers in your field
- rapid publication on acceptance
- support for research data, including large and complex data types
- gold Open Access which fosters wider collaboration and increased citations
- maximum visibility for your research: over 100M website views per year

At BMC, research is always in progress.

Learn more biomedcentral.com/submissions

